

BHARATI VIDYAPEETH (DEEMED TO BE UNIVERSITY)
MEDICAL COLLEGE, PUNE

BHARATI HOSPITAL & RESEARCH CENTRE, PUNE

DIAGNOSTIC SERVICES

Central Clinical Laboratory

- The Central Laboratory of Bharati Hospital is accredited by NABL as per ISO 15189 (2012), Certificate number MC-2181 which ensures the highest quality of laboratory reports.
- The laboratory provides 24x7 service.
- It is a state of the art laboratory and is fully equipped with facilities required for Biochemistry, Pathology and Microbiology investigations.

Department of Pathology

- The Department of Pathology has the following sections: Haematology, Clinical pathology, Cytopathology, Histopathology, Genetics and a Molecular section.
- Apart from routine tests the department has developed subspecialties in immunohistochemistry for diagnostic, prognostic and predictive markers, HPLC for haemoglobin studies, Flow cytometry for acute leukemias and CD4 - CD8 counts and Cytogenetics for Karyotyping and FISH.
- A molecular lab has been established for Acute leukemia, Thalassemia, Haemophilia carrier detection.
- We are equipped with state of the art instruments like LH750, Elite PRO, Semi automated coagulation analyser ,. ESR analyser, Cytospin , urine analyser , blood group gel system , Flow Cytometer, HPLC – Biorad variant 2, PCR equipment and gel doc system and automated tissue processing unit .
- The faculty participate in EQAS programmes of Histopathology in AIIMS Delhi and TMH, Mumbai, Haematology of AIIMS Delhi and CMC Vellore and Cytology of Tata Memorial Hospital, Mumbai
- The Histopathology dept contributes to the National Tumour Registry of ICMR
- Research projects are regularly conducted in the department by both PG students and faculty

Haematology Lab

Five Part Cell Counter



Blood Group Automation



Coagulation Lab



Haemoglobin HPLC with Haemolytic work up Lab

Cytology and Clinical Pathology Lab



Histopathology Section

Microtome



Grossing Station



Freezing Microtome for Frozen Sections



Teaching Microscope




FNAC Room




Karyotyping and FISH Lab



PCR Lab



Thermal Cycler




Deep Freezer -80°C



Post PCR Lab with GelDoc System



Flow Cytometer



Department of Biochemistry

- The Biochemistry department has two sections : Clinical biochemistry and Endocrinology
- Routine biochemistry investigations like blood glucose, LFTs, RFTs, lipid profile, cardiac profile, Serum Electrolytes, Bone profile, Inflammatory markers etc, special tests like Tumour markers, Vitamin B12, Vitamin D, homocysteine , protein electrophoresis and Endocrinology investigations like Thyroid Profile, Fertility/ANC profile, Anemia profile, etc are carried out.
- The biochemistry Laboratory is equipped with instruments like the fully automated Randox analyser, Abbot Architect, Electrolyte analyser, Biorad D10, ABG analysers. Electrophoresis apparatus with Densitometer
- They have a robust external and internal quality assurance programme. External programmes is with RANDOX (RIQAS) and with BIORAD
- Research projects are regularly conducted in the department by both PG students and faculty.

Facilities Available for Patient Care in Biochemisty Section of CCL

Sr.No	Instruments	Services Provided
1	Fully Automated & Semi Automated Biochemistry Analyser	All routine and Special Biochemistry parameters – liver function, kidney function, diabetic profile, Cardiac Markers, CRP,G6PD,Ammonia,Mg,Lipase,Amylase
2	Fully Automated Chemiluminescence Immunoassay	Thyroid Profile, Fertility/ANC profile, Anemia profile, Tumor markers, vitamins.
3	Electrolyte and Blood Gas Analysers	Serum Electrolytes and Blood gases
4	HPLC (D10)	HbA_{1c} measurement
5	Osmometer	Serum & Urine Osmolarity
6	Electrophoresis apparatus with Densitometer	Protein Electrophoresis

All routine biochemistry and endocrinology parameters are accredited by NABL as per ISO 15189 (2012)



Department of Microbiology

- The microbiology department has the following sections : Bacteriology , Mycobacteriology, Mycology , Viral serology and Bacterial serology and immunology and a molecular section
- The tests performed are routine culture and sensitivity of all clinical samples like blood, urine, pus, body fluids etc. Fungal cultures and sensitivity testing of yeast isolates, Mycobacterial culture on solid and in liquid media. Routine serological tests for HIV, HBsAg, HCV, Dengue, Chikungunya, leptospira, brucella etc.
- Apart from theses routine tests we are doing HAV, HEV, ANA Gene expert and line probe assay.
- The department is equipped with the latest equipment like the FX40 and BacTAlert Blood culture systems , VITEK system for identification and antibiotic sensitivity testing , ELISA reader and washer , Florescent microscope, gene expert, line probe assay, PCR equipment , RTPCR equipment , etc
- The department participates in EQAS programme of CMC Vellore, and PGI Chandigarh. They also have a strong internal quality assurance programme.
- Research projects are regularly conducted in the department by both PG students and faculty

